



Kmill Series

Vertical machining centre with portal

Performance
Technology
Power
Accuracy





Kmill Series

The **K^{mill}** range, portal-structured machine, incarnates the most efficient concept for machining complex parts along three axes, from roughing to finishing.

This Series of machines combines dynamic action and precision for top quality surface finishes, especially for 3D shapes for moulds, forgings and tooling.

- 3 axes machining for workpiece up to 1.500 kg
- Hard material machining in a minimal time

Structure : Rigidity and Accuracy

- Reinforced portal ribbed cast iron structure for greater rigidity
- Cast iron with a high mechanical performance which maximises structure rigidity and allows optimum harmonic stability and maximum damping during demanding cutting conditions
- Machine secured on foundation with weight equally distributed over fixing points enabling extreme rigidity and a very high geometrical stability
- Modular design allows maximum flexibility in machine configuration to adapt to the technical requirements of customer

Linear axes

- Preloaded ballscrews with integrated system of compensation for expansion
- Preloaded bearings to remove inversion backlash and axial stress on ballscrews enabling a high quality of surfacing
- Linear guideways on X, Y and Z axes (**K^{mill}8**) allowing high feedrates
- Guiding on Z axis done by friction with Turcite coating (**K^{mill}10**)
- Linear measuring scale on Z axis (**K^{mill}10**)
- Automatic grease lubrication of ballscrews and bearings minimising the pollution of coolant and reducing consumption



Electrospindle

- Powerful spindle with high torque allowing high metal removal rate
- Special liquid cooler for maintaining the thermal stability of the spindle
- Spindle bearings lubricated with grease
- Thermal expansion compensation

Numerical controller

- Ergonomic design
- Very high capacity of memory and calculation
- Interactive programming
- Graphic simulation before machining for optimal safety

Environment - Ergonomics

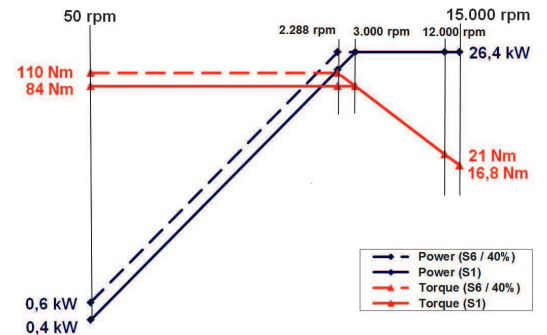
- Evacuation channels for chips equipped with washing device
- Tool magazine outside of working area, allowing external accessibility
- Complete safeguard ensuring a safety of the machine, the operator and environment
- Very large accessibility from the top and the side thanks to a very big opening of the doors allowing loading of workpiece with crane
- Operator panel



Electrospindle

K^{mill} 8/10

Taper	ISO 40
Rotating speed	15.000 rpm
Power (S1/S6)	26,4 / 26,4 kW
Torque (S1/S6)	84 / 110 Nm
Characteristic speed	3.000 rpm



Tool changer

K^{mill} 8/10

The loading/unloading of tools is made in vertical position


Type	Drup / Pick Up
Number of housings	30
Taper	ISO 40

Tool size

Max. Ø of tool	90 mm
Max. length	300 mm
Max. weight	7 kg

Tool changing time

tool to tool - chip to chip	5 sec - 15 sec
-----------------------------	----------------



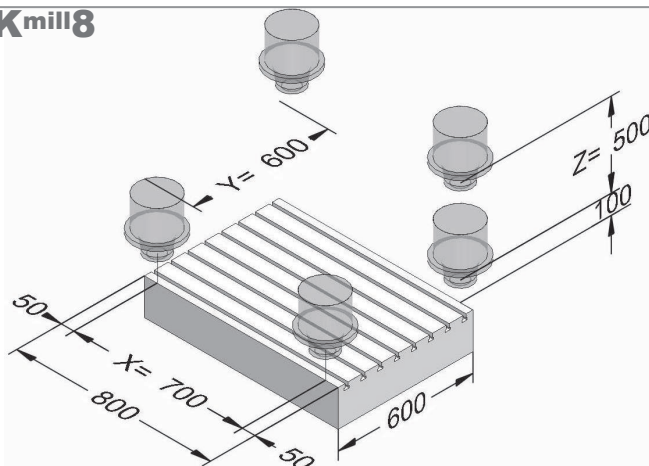
Table

K^{mill} 8

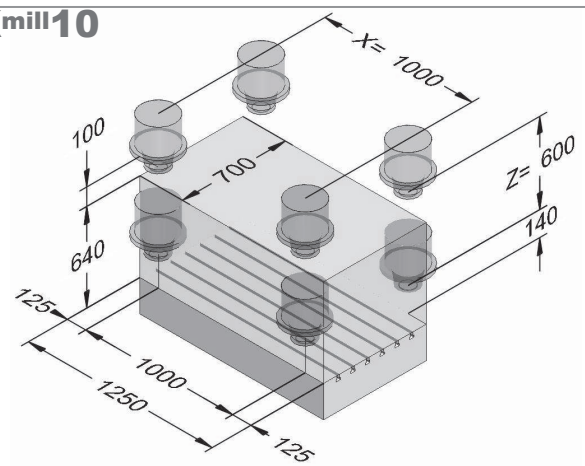
K^{mill} 10

Table size	800 x 600 mm	1.250 x 700 mm
Admissible load	500 kg	1.500 kg
Number of T slots	5	6
Distance between slots	100 mm	100 mm
Size of referring slot	18 H 7 mm	18 H 7 mm
Size of other slots	18 H 12 mm	18 H 12 mm
Distance from floor to top table	848 mm	930 mm
Distance min/max spindle face / top table	100 mm / 600 mm	140 mm / 740 mm
Distance under portal	485 mm	670 mm

K^{mill}8



K^{mill}10



Technical specifications

Linear axes X / Y / Z		K ^{mill8}	K ^{mill10}
Travels	mm	700 x 600 x 500	1.000 x 700 x 600
Rapid feedrates	m/min	40	X - Y = 30 Z = 18
Accelerations on axes	m/s ²	X - Z = 5 Y = 4	X - Y - Z = 3

Table

Table size	mm	800 x 600	1.250 x 700
Admissible load	kg	500	1.500

Spindle

Rotating speed	rpm	15.000	
Taper		ISO 40	
Power / Torque	kW / Nm	26,4 / 110	
Characteristic speed	rpm	3.000	

Accuracy (VDI DGQ 3441)

- Positioning (P)	mm	X - Y - Z = 0,010	X - Y = 0,015 / Z = 0,007
- Repeatability (Ps medium)	mm	X - Y - Z = 0,005	X - Y = 0,007 / Z = 0,005
<i>with measuring scales (option)</i>			
- Positioning (P)	mm	X - Y - Z = 0,007	X - Y - Z = 0,007
- Repeatability (Ps medium)	mm	X - Y - Z = 0,004	X - Y - Z = 0,005

Tools changer

Qty of housings		30	
Tool length	mm	300	
Tool Ø	mm	90	
Weight of tool	kg	7	

Overall measurements (Doors opened + Conveyor)

		K ^{mill8}	K ^{mill10}
Width	mm	5.240	5.300
Depth	mm	3.030	2.680
Height	mm	3.060	3.060
Weight of the machine	kg	7.000	9.200

Optional equipments

Taper HSK 63-A - Medium coolant pressure 20 bar - Air blast by nozzles - Part probe - Tool probe - Linear measuring scales on X, Y and Z (K^{mill8}) - Linear measuring scales on X and Y (K^{mill10})



FRANCE

Huron Graffenstaden SAS
1 rue de l'Artisanat
67114 Eschau
☎ +33 (0)3 88 67 52 52
☎ +33 (0)3 88 67 69 00
✉ commercial@huron.fr

GERMANY

Huron Fräsmaschinen GmbH
Siemensstrasse 56
70839 Gerlingen
☎ +49 (0)7156 92836 12
☎ +49 (0)7156 92836 50
✉ verkauf@huron.de

INDIA

Jyoti CNC Automation Ltd
G-506 & 2839, Lodhika, G.I.D.C.,
Vill. Metoda,
Dist: Rajkot - 360 021
☎ +91-2827 287081/082
✉ info@jyoti.co.in

CANADA

Huron Canada
105-85 rue St-Charles Ouest
Longueuil, Québec, J4H 1C5
☎ +1 514 448 4873
☎ +1 514 448 4875
✉ infocanada@huron.fr

TURKEY

Huron Graffenstaden Türkiye İrtibat Bürosu
Merdivenköy Mah. Dikyo Sok. No:2/A
Kat:1 No:101/102
34387 Kadıköy / İstanbul
☎ +90 (0)216 463 33 67
✉ info-turquie@huron.fr